



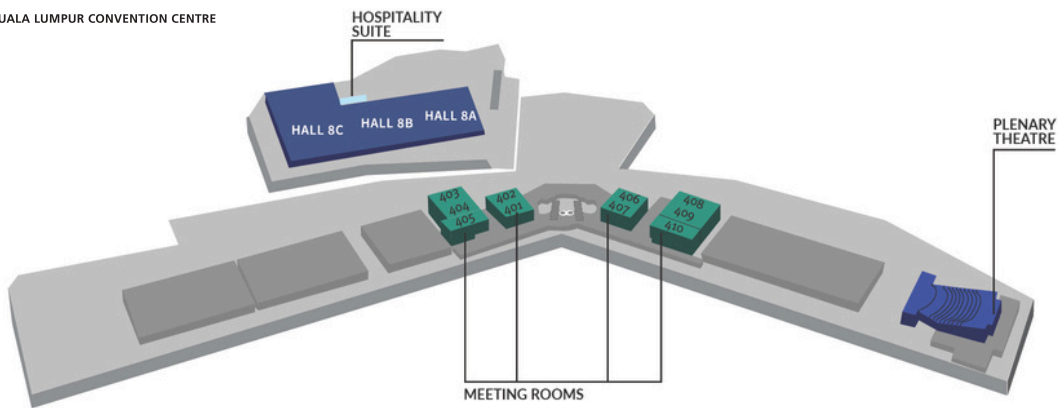
KUALA LUMPUR CONVENTION CENTRE

Capacity Chart & Floor Plan

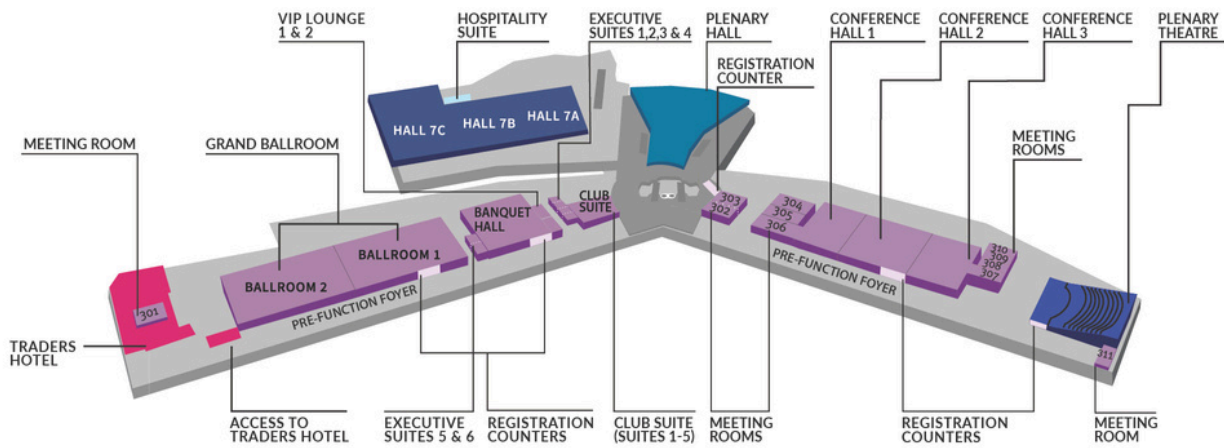
April 2025



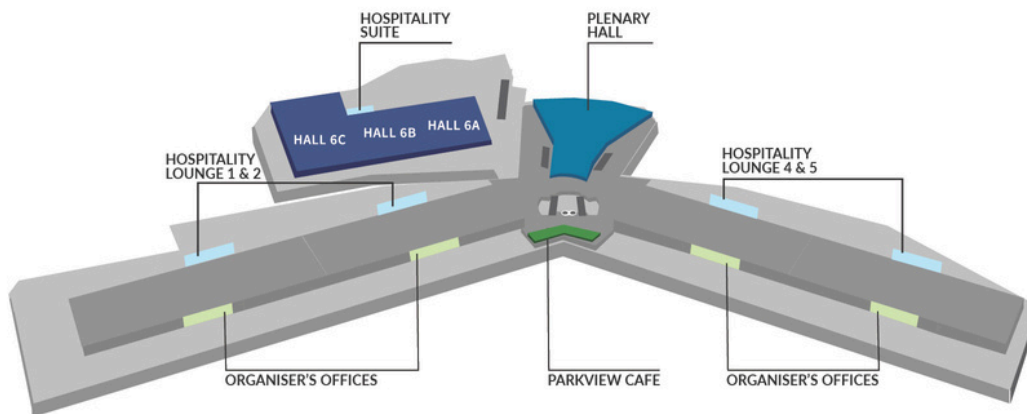
LEVEL 4



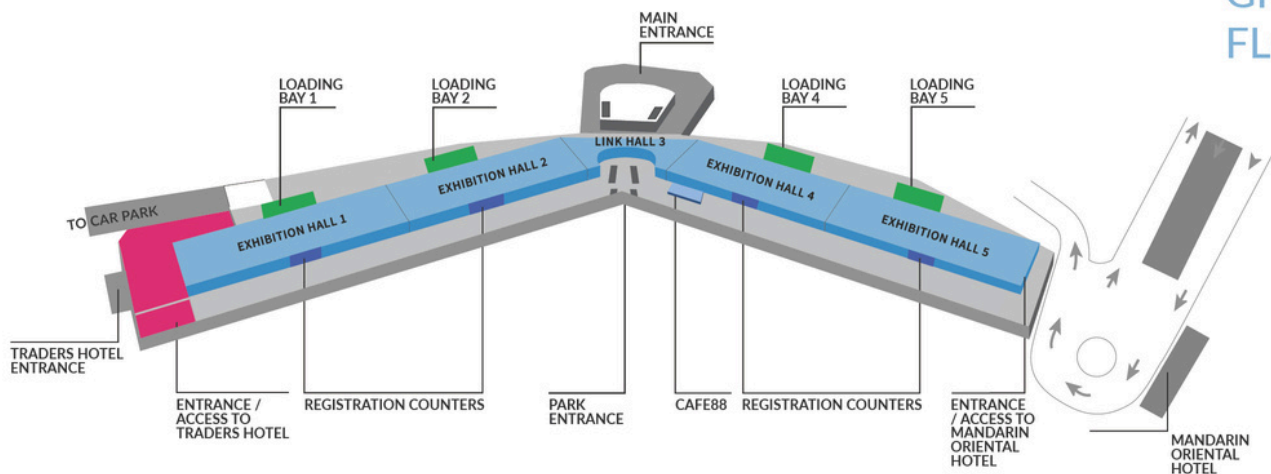
LEVEL 3

















LEVEL 1



GROUND FLOOR





room	gross area																booth capacity 3m X 3m
Meeting Rooms																	
Level 4																	
401	82	882	75	202	50	110	42	93	33	51	24	72	24	36	110	220	
402	89	958	75		50		39		33		24		24		110		
403	114	1,227	90	220	60	130	51	102	30	57	24	72	24	48	150	280	
404	98	1,054	83		60		48		30		24		30		130		
405	118	1,270	120	202	70	110	57	81	39	51	36	72	36	42	150	220	
406	86	925	75		60		45		36		24		26		110		
407	88	947	75	241	60	120	42	96	36	54	24	72	24	42	110	280	
408	113	1,216	99		60		51		36		30		30		140		
409	112	1,205	99		60		51		36		30		30		140		
410	130	1,399	120		80		75		36		42		36		160		

Meeting Rooms																	
Level 3																	
301	173	1,861	132	195	70	110	81	84	36	48		72	30	42	220	220	
302	83	893	75		50		42		30				36		110		
303	89	958	75	241	50	180	42	105	30	54		72	36	42	110	280	
304	113	1,216	99		60		51		36				36		140		
305	112	1,205	94		60		60		36				36		140		
306	130	1,399	120		70		57		42				42		160		
307	55	592	53	128	30	80	27	51	27	54		48	18	42	70	180	
308	43	463	32		20		15		21				12		55		
309	43	463	32		20		15		21				12		55		
310	51	549	40		30		18		18				18		65		
311	50	540	32		30		18		15				15		24		

Executive Suites																	
Level 3																	
Executive Suites 5	34.2	368											14				
Executive Suites 6	34.8	375											14				

Club Suites																	
Level 3																	
Suites 1	26.5	285.1											12				
Suites 2	15.5	166.8											6				
Suites 3	28.7	308.8											12				
Suites 4	89.7	965.2	84		50		48		36				32				
Suites 5	43.3	465.9	24		30		12		15				15				

Function Halls																	
Level 3																	
Ballroom 1	1,207	12,987	1,137	2,103	810	1,630	747	1,230			414	882			1,500	3,000	57
Ballroom 2	1,182	12,718	1,125		800		738				402				1,500		57
Grand Ballroom (Ballroom 1&2)	2,389	25,705	2,103		1,630		1,230				882				3,000		126
Banquet Hall	738	7,941	760		400		453				228				950		36
Conference Hall 1	505	5,434	502	1,787	280	1,200	234	1,044			168	672			650	2,280	23
Conference Hall 2	776	8,371	844		420		372				228				980		40
Conference Hall 3	517	5,563	536		280		234				168				650		28
Conference Halls (Hall 1,2 & 3)	1,800	19,368	1,787		1,200		1,044				672				2,280		96

Auditoria																	
Level 1 & 3																	
Plenary Hall	Balcony	945	2,991	Fixed auditorium seating with built-in stage													
	Stalls only	2,046															
Plenary Theatre			470														

Exhibition Halls 6, 7, 8 (A,B,C)																	
Level 1, 3 & 4																	
A	739	7,951	692	3,413	220	1,150	342	1,548			224	1,008					42
B	764	8,220	756		230		348				224						42
C	1,325	14,257	1,476		480		492				400						69
A B C	2,828	30,428															149

Exhibition Halls 1 - 5																	
Ground Floor																	
Exhibition Hall 1	2,502	26,992	2,550	4,748	1,700	3,490	1,512	2,859			1,020	1,920			3,100	6,000	148
Exhibition Hall 2	2,332	25,092	2,160		1,550		1,320				930				2,900		142
Link Hall 3	560	6,026															
Exhibition Hall 4	2,071	22,284	1,938	3,883	1,340	3,020	1,116	2,484			804	1,680			2,500	5,300	126
Exhibition Hall 5	2,245	24,156	1,990		1,510		1,344				906				2,800		132
Exhibition Hall 1-5	9,710	104,480															564

- Room capacity and floor space are indicative and dependent on set up configurations.
- Subject to revision at Management discretion.